

2024 RAT GENOME DATABASE CALENDAR



Top Left: *Fish*. Photo courtesy of Sarah Hunt, Marty Mouse House. Used with permission of the artist.
<https://www.martymousehouse.com/>

Center: *Thirsty Sprague Dawley*. Photo courtesy of Derek Daniels, PhD, Center for Ingestive Behavior Research, University at Buffalo, Buffalo, NY, USA. <https://thirstscience.com/>

Top Right: *Pinto*. A one-month-old Dahl Salt-Sensitive rat (SS/Jr). Photo courtesy of Sachin Aryal, PhD Candidate, University of Toledo College of Medicine and Life Sciences, Toledo, OH, USA. https://www.utoledo.edu/med/depts/physpharm/hypertension_center/

Bottom Left: *The gang's all here*. Photo of Ossabaw swine courtesy of Janeann Hooker of CorVus Biomedical, Crawfordsville, IN, USA and submitted by Shyam Chaurasia, PhD, Medical College of Wisconsin, Milwaukee, WI, USA. <https://www.corvusbiomed.org/>

Bottom Right: *Tiny Trixie*. Dwarf rat photo courtesy of Molly Darling, Darling Rats. <https://www.darlingrats.com/about.html>

This calendar is dedicated to the rat research community, our non-rat model organism supporters, and artists inspired by the often-overlooked beauty of *Rattus*. Thank you for your continued support and encouragement.


— WITH APPRECIATION, THE RGD TEAM



JANUARY 2024

Sun	Mon	Tues	Wed	Thur	Fri	Sat
	1	2	3	4	5	6
7	8	9	10	11	12	13
14	15	16	17	18	19	20
21	22	23	24	25	26	27
28	29	30	31			

Is it time to get up yet? Now that it's January, this 13-lined ground squirrel is cozy in a controlled dark and cool environment. 13-lined ground squirrels are hibernating rodents that go into torpor around October and emerge again in April. Photo courtesy of Scott Cooper, PhD, University of Wisconsin - La Crosse, La Crosse, WI, USA.
<https://www.uwlax.edu/profile/scooper/>



FEBRUARY 2024

Sun	Mon	Tues	Wed	Thur	Fri	Sat
				1	2	3
4	5	6	7	8	9	10
11	12	13	14	15	16	17
18	19	20	21	22	23	24
25	26	27	28	29		

Top Left: *Gimli*. Male wild-type rat. Photo provided by Carmen Jane Booth, DVM, PhD, Yale School of Medicine, New Haven, CT, USA.

Top Right: *Pups are a handful*. Rats bred by and photos courtesy of Concepcion Perez, University of California, Berkeley, CA, USA.

Bottom Left: *Horton*. Two-year-old hairless dumbo rat, named after the famous elephant created by American writer and illustrator Dr. Seuss. Photo provided by Abby Weidner.

Bottom Right: *Gulp, gulp*. Sprague Dawley photo courtesy of Derek Daniels, PhD, Center for Ingestive Behavior Research, University at Buffalo, Buffalo, NY, USA.
<https://thirstscience.com/>



MARCH 2024

Sun	Mon	Tues	Wed	Thur	Fri	Sat
					1	2
3	4	5	6	7	8	9
10	11	12	13	14	15	16
17	18	19	20	21	22	23
24/31	25	26	27	28	29	30

Is it time for my close-up? Ossabaw swine are an important model to study the molecular basis of eye disease. Photos courtesy of Janeann Hooker of CorVus Biomedical, Crawfordsville, IN, USA, and submitted by Shyam Chaurasia, PhD, Department of Ophthalmology and Visual Sciences / Eye Institute, Medical College of Wisconsin, Milwaukee, WI, USA.
<https://www.corvusbiomed.org/>
<https://www.mcw.edu/departments/ophthalmology-eye-institute/people/shyam-s-chaurasia-msc-phd>



APRIL 2024

Sun	Mon	Tues	Wed	Thur	Fri	Sat
	1	2	3	4	5	6
7	8	9	10	11	12	13
14	15	16	17	18	19	20
21	22	23	24	25	26	27
28	29	30				

Rats are Stars. Original artwork by
Drusilla Kehl, The Illustrated Rat. Used
with permission of the artist.
<https://www.theillustratedrat.com/>




MAY 2024

Sun	Mon	Tues	Wed	Thur	Fri	Sat
			1	2	3	4
5	6	7	8	9	10	11
12	13	14	15	16	17	18
19	20	21	22	23	24	25
26	27	28	29	30	31	

Left: Hello there! Photo of Hamilton, a Heterogeneous Stock rat bred in the Solberg Woods lab at the Wake Forest University School of Medicine, Winston-Salem, NC, USA. Photo courtesy of Gina Giorgio.

Top Right: Barry. Photo courtesy of Sarah Hunt, Marty Mouse House. Used with permission of the artist.
<https://www.martymousehouse.com/>

Bottom Right: Andre's Rats. Original artwork by Drusilla Kehl, The Illustrated Rat. Used with permission of the artist.
<https://www.theillustratedrat.com/>



JUNE 2024

Sun	Mon	Tues	Wed	Thur	Fri	Sat
						1
2	3	4	5	6	7	8
9	10	11	12	13	14	15
16	17	18	19	20	21	22
23/30	24	25	26	27	28	29

Top Left: *The Three Amigos.* SS-Kcnj16^{emilMovi-/-} rats take a cozy nap together.


Top Right: *Two of my favorite things - baby rats and piles of rats.*

Bottom Three Panels: *April showers bring rat flowers (*Iresine rattus*).* Digital image series showing the transformation of a photo of a rat ear into a flower.

Photos and original artwork by Missy Eilbes, Department of Physiology, Medical College of Wisconsin, Milwaukee, WI, USA. Used with permission of the artist.

<https://www.hodges-lab.com/>

RATTACA



JULY 2024

Sun	Mon	Tues	Wed	Thur	Fri	Sat
	1	2	3	4	5	6
7	8	9	10	11	12	13
14	15	16	17	18	19	20
21	22	23	24	25	26	27
28	29	30	31			

There is no gene for the human spirit...however, we've gotten pretty good at predicting rat behavior. Photos of Heterogeneous Stock rats and image design courtesy of Abraham Palmer, PhD, Department of Psychiatry, University of California San Diego, La Jolla, CA, USA.
<https://palmerlab.org/>
<https://ratgenes.org/rattaca/>



AUGUST 2024

Sun	Mon	Tues	Wed	Thur	Fri	Sat
				1	2	3
4	5	6	7	8	9	10
11	12	13	14	15	16	17
18	19	20	21	22	23	24
25	26	27	28	29	30	31

Winners of the rat race. Dahl Salt-Sensitive rats (SS/Jr), an inbred strain developed by John Paul Rapp, PhD, are ready for the Summer Olympics. Photos courtesy of Sachin Aryal, PhD Candidate, University of Toledo College of Medicine and Life Sciences, Toledo, OH, USA. Reference: PMID: 36301488.
https://www.utoledo.edu/med/depts/physpharm/hypertension_center/



SEPTEMBER 2024

Sun	Mon	Tues	Wed	Thur	Fri	Sat
1	2	3	4	5	6	7
8	9	10	11	12	13	14
15	16	17	18	19	20	21
22	23	24	25	26	27	28
29	30					

Left: *Catelyn in the Stars*. Original artwork by Drusilla Kehl, The Illustrated Rat. Used with permission of the artist.

<https://www.theillustratedrat.com/>

Right: *Catelyn in the Wild*. Wild-born *Rattus rattus* Catelyn is a lovely muse for two artists. Photo courtesy of her owner, Kevin R. Grazier, PhD.


<https://www.imdb.com/name/nm0337207/>



OCTOBER 2024

Sun	Mon	Tues	Wed	Thur	Fri	Sat
		1	2	3	4	5
6	7	8	9	10	11	12
13	14	15	16	17	18	19
20	21	22	23	24	25	26
27	28	29	30	31		

Tibia honest, it takes a lot of spine to memorize humerus jokes and puns about the bones in the skeleton. Photo of Waffles courtesy of Sarah Hunt, Marty Mouse House. Used with permission of the artist.
<https://www.martymousehouse.com/>



NOVEMBER 2024

Sun	Mon	Tues	Wed	Thur	Fri	Sat
					1	2
3	4	5	6	7	8	9
10	11	12	13	14	15	16
17	18	19	20	21	22	23
24	25	26	27	28	29	30

We're just a little fancy. Dwarf rats Bexley (Top Left), Lizzy and Trixie (Top Right), Bianca (Bottom Left), and Marivi (Bottom Right) are just over a year old and will not grow larger than the size of an apricot or plum. Photos courtesy of Molly Darling, Darling Rats. <https://www.darlingrats.com/about.html>



DECEMBER 2024

Sun	Mon	Tues	Wed	Thur	Fri	Sat
1	2	3	4	5	6	7
8	9	10	11	12	13	14
15	16	17	18	19	20	21
22	23	24	25	26	27	28
29	30	31				

Cute little rat sleeping on a blanket holding a teddy bear. Original drawing by Siri Jonnada. Used with permission of the artist. Submitted by her mother, RGD developer Jyothi Thota, Rat Genome Database, Medical College of Wisconsin, Milwaukee, WI, USA.
<https://rgd.mcw.edu>

Principal Investigator

- Anne Kwitek, PhD

Co-Investigator

- Mindy Dwinell, PhD

Project Manager

- Jennifer Smith, MSc

Bioinformatics Manager

- Jeff De Pons, BSc

Database Administrator

- Stacy Zacher, MSc

Systems Administrator


- Kent Brodie, MSMI

Research Scientists and Curators

- Wendy Demos, MSc
- Tom Hayman, PhD
- Mary Kaldunski, BSc, RLATG
- Stan Laulederkind, PhD
- Monika Tutaj, PhD
- Mahima Vedi, PhD
- Shur-Jen Wang, PhD

Developers

- Adam Gibson, BSc
- Varun Reddy Gollapally, MSc
- Akhilanand Kundurthi, MSc
- Logan Lamers, BA
- Jyothi Thota, MSc
- Marek Tutaj, MSc



Heterogeneous Stock rats' generational milestone! Attendees at the 2023 Complex Trait Community | Rat Genome & Models meeting celebrated the occasion with cake. Photo courtesy of RGD Curator Wendy Demos.

Rat Genome Database



Please continue to support RGD by visiting our website at <https://rgd.mcw.edu>.

Calendar printing: Heritage Printing, Brookfield, WI, USA.

<https://www.clickheritage.com/>

Additional design: Phil Friso, Cultivate Communications, Brookfield, WI, USA.

<https://www.cultivate-communications.com/>

Cover Collage

Top Left: *White-coated lab assistants.* Dahl Salt-Sensitive rats (SS/Jr) photo courtesy of Sachin Aryal, PhD Candidate, University of Toledo College of Medicine and Life Sciences, Toledo, OH, USA. https://www.utoledo.edu/med/depts/physpharm/hypertension_center/

Top Right: *Rats and flasks...well, one rat and one mouse but that's not as poetic.* Original artwork by Missy Eilbes, Department of Physiology, Medical College of Wisconsin, Milwaukee, WI, USA. Used with permission of the artist. <https://www.hodges-lab.com/>

Center Right: *Curious baby.* Photo of SS-*Kcrj16^{am1Mow1-}* pups provided by Missy Eilbes, Department of Physiology, Medical College of Wisconsin, Milwaukee, WI, USA. <https://www.hodges-lab.com/>

Bottom Left: *Get your rats in a row.* Pups bred by and photos courtesy of Concepcion Perez, University of California, Berkeley, CA, USA.

Bottom Right: *Science!* Photo of Reuben courtesy of Sarah Hunt, Marty Mouse House. Used with permission of the artist. <https://www.martymousehouse.com/>



Left: *Cheddar* (Left) and *Hamilton* (Right). Heterogeneous Stock rats bred in the Solberg Woods lab at the Wake Forest University School of Medicine, Winston-Salem, NC, USA. Photo courtesy of Gina Giorgio.

Center: *Baxter.* Photo courtesy of Sarah Hunt, Marty Mouse House. Used with permission of the artist. <https://www.martymousehouse.com/>

Right: *Klaus on the construction site.* Klaus is a captive-born *Rattus norvegicus*. Photo courtesy of Kevin R. Grazier, PhD. <https://www.imdb.com/name/nm0337207/>