
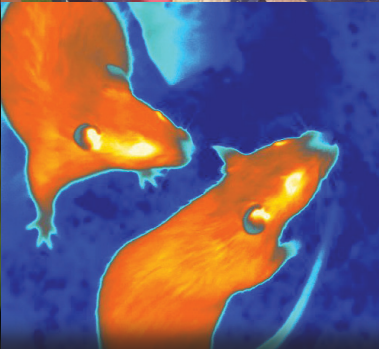



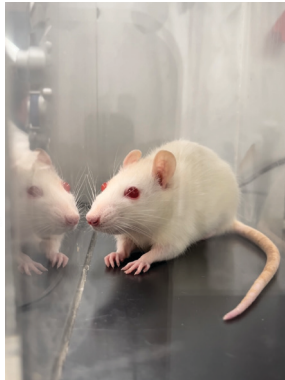


Rat Genome Database



2023

RAT GENOME
DATABASE CALENDAR



Left: *Papaya Rat* — Original artwork by Drusilla Kehl, The Illustrated Rat. Used with permission of the artist. **Center:** *Pleth rat* — $SS^{Kcnj16^{em1Mowl/-}}$ ($SS^{Kcnj16^{-/-}}$) rat in a plethysmograph. **Right:** *Rat art babies* — Reference image was a mischief of $SS^{Kcnj16^{-/-}}$ pups, art drawn digitally. Photo and original artwork courtesy of Missy Eilbes, Department of Physiology, Medical College of Wisconsin, Milwaukee, WI, USA.

"The pioneer scientist must have a vivid intuitive imagination, for new ideas are not generated by deduction, but by artistically creative imagination." — Max Planck

**This calendar is dedicated to the rat research community
and artists inspired by the often overlooked beauty of *Rattus*.
Thank you for your continued support and encouragement.**

— WITH APPRECIATION, THE RGD TEAM



JANUARY 2023

Sun	Mon	Tues	Wed	Thur	Fri	Sat
1	2	3	4	5	6	7
8	9	10	11	12	13	14
15	16	17	18	19	20	21
22	23	24	25	26	27	28
29	30	31				

Lab rat art — Mixed medium artwork based on SS-Kcnj16^{em1Mow1/-} (SS^{Kcnj16-/-}). Image courtesy of Missy Eilbes, Department of Physiology, Medical College of Wisconsin, Milwaukee, WI, USA. Used with permission of the artist.
<https://www.hodges-lab.com/>.



FEBRUARY 2023

Sun	Mon	Tues	Wed	Thur	Fri	Sat
			1	2	3	4
5	6	7	8	9	10	11
12	13	14	15	16	17	18
19	20	21	22	23	24	25
26	27	28				

We love all our model organisms (but we might have a favorite).

Left: *13-lined ground squirrel* — Photo courtesy of Dr. Scott Cooper, University of Wisconsin La Crosse, La Crosse, WI, USA. <https://www.uwlax.edu/profile/scooper/>.

Center: *Rat tat* — Artwork designed for a tattoo by Drusilla Kehl, The Illustrated Rat. Used with permission of the artist. <https://www.theillustratedrat.com/>.

Right: *Chinchilla lanigera* — Photo courtesy of Dr. Garth Ehrlich, Drexel University, Philadelphia, PA, USA. <https://drexel.edu/medicine/faculty/profiles/garth-ehrllich/>.



MARCH 2023

Sun	Mon	Tues	Wed	Thur	Fri	Sat
			1	2	3	4
5	6	7	8	9	10	11
12	13	14	15	16	17	18
19	20	21	22	23	24	25
26	27	28	29	30	31	

Bub and Flea — PVG/Seac rats born on 8/30/2022. Photo courtesy of Kaity Barth, Veterinary Technician, Brook-Falls Veterinary Hospital & Exotic Care, Inc. Menomonee Falls, WI, USA. <https://www.brookfallsveterinary.com/>.



APRIL 2023

Sun	Mon	Tues	Wed	Thur	Fri	Sat
						1
2	3	4	5	6	7	8
9	10	11	12	13	14	15
16	17	18	19	20	21	22
23	24	25	26	27	28	29
30						

Nothing says "celebration" like sprinkles! — Nickels celebrates World Rat Day, April 4th. Photo courtesy of Sarah Hunt, Marty Mouse House. Used with permission of the artist. <https://www.martymousehouse.com/>.



MAY 2023

Sun	Mon	Tues	Wed	Thur	Fri	Sat
	1	2	3	4	5	6
7	8	9	10	11	12	13
14	15	16	17	18	19	20
21	22	23	24	25	26	27
28	29	30	31			

Tired parents of the HXB31 Rl strain — Photo of sleeping rats courtesy of Dr. Michal Pravenec, Institute of Physiology (IPHYs) of the Czech Academy of Sciences (CAS), Prague, Czech Republic.
<https://www.fgu.cas.cz/en/departments/laboratory-of-genetics-of-model-diseases/>.



JUNE 2023

Sun	Mon	Tues	Wed	Thur	Fri	Sat
				1	2	3
4	5	6	7	8	9	10
11	12	13	14	15	16	17
18	19	20	21	22	23	24
25	26	27	28	29	30	

Rat parade — Original painting by Drusilla Kehl, The Illustrated Rat. Used with permission of the artist.
<https://www.theillustratedrat.com/>.



JULY 2023

Sun	Mon	Tues	Wed	Thur	Fri	Sat
						1
2	3	4	5	6	7	8
9	10	11	12	13	14	15
16	17	18	19	20	21	22
23	24	25	26	27	28	29
30	31					


Strike a pose! — COP/HsdUwmRrrc (left) and SD-Tg(Rho**S334X*)3LavRrrc (right). Photos courtesy of Brittany Lister, RLAT, Rat Resource & Research Center, University of Missouri, Columbia, MO, USA.
<https://www.rrrc.us/>.



AUGUST 2023

Sun	Mon	Tues	Wed	Thur	Fri	Sat
		1	2	3	4	5
6	7	8	9	10	11	12
13	14	15	16	17	18	19
20	21	22	23	24	25	26
27	28	29	30	31		

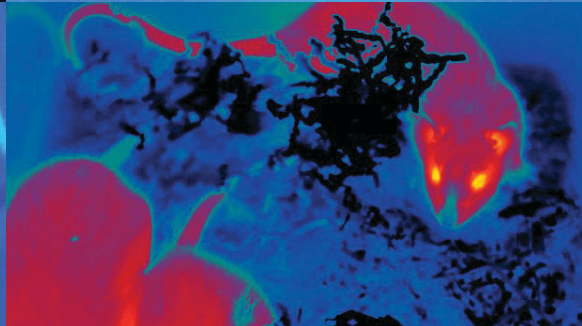


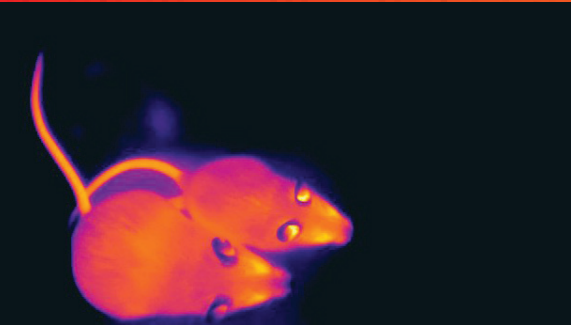
Last bite of summer... time to enjoy the harvest —
Original drawing by Siri Jonnada. Used with permission
of the artist. Submitted by her mother, RGD Developer,
Jyothi Thota. Rat Genome Database, Medical College of
Wisconsin, Milwaukee, WI, USA.
<https://rgd.mcw.edu/>.



SEPTEMBER 2023

Sun	Mon	Tues	Wed	Thur	Fri	Sat
					1	2
3	4	5	6	7	8	9
10	11	12	13	14	15	16
17	18	19	20	21	22	23
24	25	26	27	28	29	30

Time to get cozy — Hamilton (left) and Cheddar (right), heterogeneous stock rats adopted from the Solberg Woods lab at the Wake Forest University School of Medicine, Winston-Salem, NC, USA. Photo courtesy of Gina Giorgio.



OCTOBER 2023

Sun	Mon	Tues	Wed	Thur	Fri	Sat
1	2	3	4	5	6	7
8	9	10	11	12	13	14
15	16	17	18	19	20	21
22	23	24	25	26	27	28
29	30	31				


Cold nose, warm heart — **Top:** Mc4r-TB male mouse and his littermate (left), and C57BL/6J female mouse (right) provided by Dr. John Reho of the Grobe lab. **Bottom:** BUF/Mna female rat (left) and WKY/NCrl male rats (right). Rats provided by Valerie Wagner & Dr. Anne Kwitek. FLIR (Forward Looking Infrared) camera provided by Dr. Jeffrey Segar. Photos courtesy of Dr. Justin Grobe, Comprehensive Rodent Metabolic Phenotyping Core, Medical College of Wisconsin, Milwaukee, WI, USA.



NOVEMBER 2023

Sun	Mon	Tues	Wed	Thur	Fri	Sat
			1	2	3	4
5	6	7	8	9	10	11
12	13	14	15	16	17	18
19	20	21	22	23	24	25
26	27	28	29	30		

Mop and Bucket — Bucket (grey) is over two years old and Mop (agouti) was two when he passed away in August of 2022. They loved food and grooming each other. They survived wildfires in Oregon and in California and could do tricks (only when they wanted food). Photo courtesy of Gabe Barrero, Bioinformatician, Palmer Lab, University of California San Diego, La Jolla, CA, USA.
<https://palmerlab.org/>.



DECEMBER 2023

Sun	Mon	Tues	Wed	Thur	Fri	Sat
					1	2
3	4	5	6	7	8	9
10	11	12	13	14	15	16
17	18	19	20	21	22	23
24	25	26	27	28	29	30
31						

Supersonic Scarlett — a former wild *Rattus rattus*, now a pet, pauses to reflect on a memorable year. Scarlett's Facebook Handle is *#SupersonicScarlett*. Photos courtesy of Dr. Kevin Grazier. <https://www.imdb.com/name/nm0337207/>.

Principal Investigator

- Anne Kwitek, PhD

Co-Investigator

- Mindy Dwinell, PhD

Project Manager (Curation)

- Jennifer Smith, MSc

Bioinformatics Manager

- Jeff De Pons, BSc

Database Administrator

- Stacy Zacher, MSc

Systems Administrator

- Kent Brodie, MSMI



Research Scientists and Curators

- Stan Laulederkind, PhD
- Tom Hayman, PhD
- Shur-Jen Wang, PhD
- Monika Tutaj, PhD
- Mary Kaldunski, BSc, RLATG
- Mahima Vedi, PhD
- Wendy Demos, MSc

Developers

- Marek Tutaj, MSc
- Jyothi Thota, MSc
- Logan Lamers, BA
- Adam Gibson, BSc
- Ketaki Thorat, BCE, OCJP6

Mary's work from home crew - Photo courtesy of RGD Curator Mary Kaldunski, Rat Genome Database, Medical College of Wisconsin, Milwaukee, WI, USA.

<https://rgd.mcw.edu/>.

Please continue to support RGD by visiting our website at <https://rgd.mcw.edu/>.

Calendar printing: Heritage Printing, Brookfield, WI, USA. <https://www.clickheritage.com/>.

Additional design: Phil Friso, Cultivate Communications, Brookfield, WI, USA. <https://www.cultivate-communications.com/>.

Cover Collage

Top Left:

13-Lined Ground Squirrel — Photo courtesy of Dr. Scott Cooper, University of Wisconsin La Crosse, La Crosse, WI, USA.

Top center:

Bucket — Photo courtesy of Gabe Barrero, Bioinformatician, Palmer Lab, University of California San Diego, La Jolla, CA, USA.

Top right:

Hamilton — One year old heterogeneous stock rat adopted from the Solberg Woods lab at the Wake Forest University School of Medicine, Winston-Salem, NC, USA. Photo courtesy of Gina Giorgio.

Bottom left:

Range Rat Chip — Photo courtesy of Sarah Hunt, Marty Mouse House. Used with permission of the artist.

Bottom center:

Thermal Rats — FLIR camera image of male WKY/NCrl rats. Rats provided by Valerie Wagner & Dr. Anne Kwitek. Photo courtesy of Dr. Justin Grobe, Comprehensive Rodent Metabolic Phenotyping Core, Medical College of Wisconsin, Milwaukee, WI, USA.

Bottom right:

Larry — Male SS^{wt} (SS/JrHsdMcow) who was a resident in the Hodges Lab “Rat Hotel”. Photo courtesy of Missy Eilbes, Department of Physiology Medical College of Wisconsin, Milwaukee, WI, USA.

Chip (Below)

Giving Credit Where Credit Is Due — Photo of Chip courtesy of Sarah Hunt, Marty Mouse House. Used with permission of the artist.

