

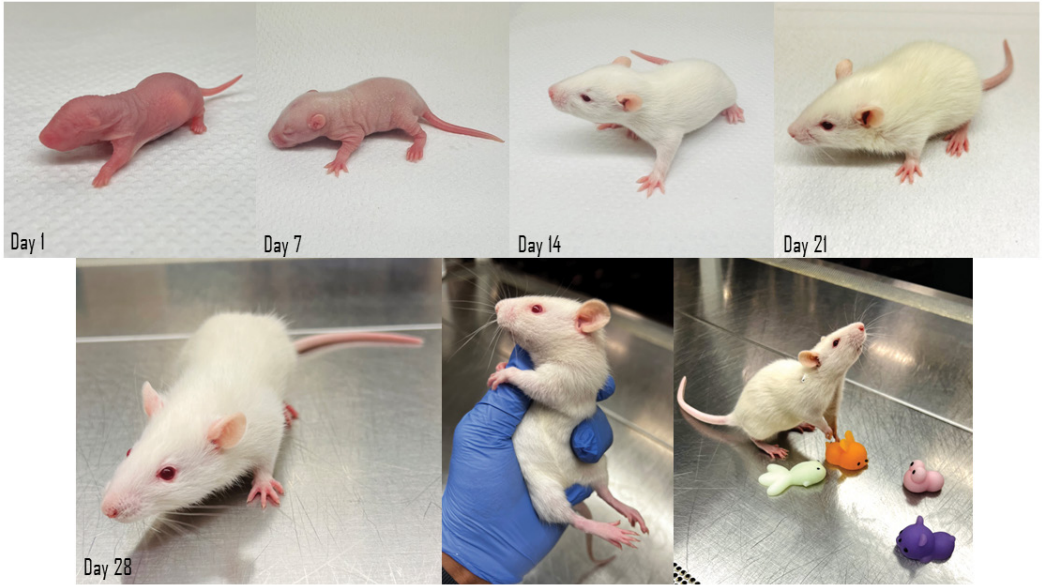
2025 RAT GENOME DATABASE CALENDAR



Fish. Photo courtesy of Sarah Hunt, Marty Mouse House. Used with permission of the artist.
<https://www.martymousehouse.com>

This calendar is dedicated to the rat research community, our non-rat model organism supporters, and artists inspired by the often-overlooked beauty of *Rattus*. Thank you for your continued support and encouragement.

— WITH APPRECIATION, THE RGD TEAM



JANUARY 2025

Sun	Mon	Tues	Wed	Thur	Fri	Sat
			1	2	3	4
5	6	7	8	9	10	11
12	13	14	15	16	17	18
19	20	21	22	23	24	25
26	27	28	29	30	31	

All Grown Up. In the Blink of an Eye. Life course progression of Dahl Salt-Sensitive rats (SS/JrTol derived from SS/Jr, an inbred strain developed by John Paul Rapp, PhD). Photo collage courtesy of Sachin Aryal, PhD candidate, University of Toledo College of Medicine and Life Sciences, Toledo, OH, USA. Reference: PMID: 36301488.
https://www.utoledo.edu/med/depts/physpharm/hypertension_center



FEBRUARY 2025

Sun	Mon	Tues	Wed	Thur	Fri	Sat
						1
2	3	4	5	6	7	8
9	10	11	12	13	14	15
16	17	18	19	20	21	22
23	24	25	26	27	28	

Rat with Balloon. Original artwork inspired by the Banksy graffiti image, *Girl with Balloon*. Image created with Microsoft Paint and Adobe Photoshop by RGD artist "Ratsy", Rat Genome Database, Medical College of Wisconsin, Milwaukee, WI, USA. Used with permission of the artist. <https://rgd.mcw.edu>



MARCH 2025

Sun	Mon	Tues	Wed	Thur	Fri	Sat
						1
2	3	4	5	6	7	8
9	10	11	12	13	14	15
16	17	18	19	20	21	22
23	24	25	26	27	28	29
30	31					

Top: *Here with the Whiskers.* Scarlett (Left) and Rhatt Butler (Right) strike poses for their *Rattus rattus*-adoring paparazzi.

Bottom Left: *Good Coffee is a Matter of Chemistry.* [Elizabeth] Zott enjoys a coffee break.

Bottom Right: *It's a Bit Squishy.* Murph [Cooper] and Zott ponder the gravity of their current flooring situation.

Photos courtesy of Kevin R. Grazier, PhD. <https://www.imdb.com/name/nm0337207>



APRIL 2025

Sun	Mon	Tues	Wed	Thur	Fri	Sat
		1	2	3	4	5
6	7	8	9	10	11	12
13	14	15	16	17	18	19
20	21	22	23	24	25	26
27	28	29	30			

Happy World Rat Day. Remember to celebrate your favorite rats like this adorable 3-week-old COP/HsdUwmRrrc on April 4th. Photo submitted by Akiko Takizawa, and taken by Lynn Malloy, Department of Physiology, Medical College of Wisconsin, Milwaukee, WI, USA.
https://rgd.mcw.edu/rgdweb/hrdp_panel.html

<https://orip.nih.gov/division-comparative-medicine/research-resources-directory/hybrid-rat-diversity-program>



©The Illustrated Rat



©The Illustrated Rat

MAY 2025

Sun	Mon	Tues	Wed	Thur	Fri	Sat
				1	2	3
4	5	6	7	8	9	10
11	12	13	14	15	16	17
18	19	20	21	22	23	24
25	26	27	28	29	30	31

Left: Mural Rat. Original artwork from *Lavatory Rats: The Rat Bathroom* by Drusilla Kehl, The Illustrated Rat. Used with permission of the artist.
<https://www.theillustratedrat.com>

Center: Rat Talking on the Phone. Original drawing by Siri Jonnada and submitted by her mother, RGD developer Jyothi Thota, Rat Genome Database, Medical College of Wisconsin, Milwaukee, WI, USA. Used with permission of the artist.
<https://rgd.mcv.edu>

Right: Aurelia and Falafel. Original artwork by Drusilla Kehl, The Illustrated Rat. Used with permission of the artist.
<https://www.theillustratedrat.com>



JUNE 2025

Sun	Mon	Tues	Wed	Thur	Fri	Sat
1	2	3	4	5	6	7
8	9	10	11	12	13	14
15	16	17	18	19	20	21
22	23	24	25	26	27	28
29	30					

One in a Million. Meet Blondie, a fawn-fabulous *Rattus rattus* with dark ruby eyes. She was bred successfully with an agouti mate harboring one black and one agouti gene, yielding 6 healthy agouti offspring. Blondie has two copies of the *Rab38* (fawn) mutation. It is recessive, so none of her babies have her color. Photo courtesy of Brian Starr.



JULY 2025

Sun	Mon	Tues	Wed	Thur	Fri	Sat
		1	2	3	4	5
6	7	8	9	10	11	12
13	14	15	16	17	18	19
20	21	22	23	24	25	26
27	28	29	30	31		

Squeaks and Peeks.

Heterogeneous Stock rats Theo (Top Left) and Theo and Buzz (Center) bred by the Solberg Woods lab at the Wake Forest University School of Medicine, Winston-Salem, NC, USA. Photos courtesy of Gina Giorgio.

<https://school.wakehealth.edu/research/labs/woods-lab>

Adam (Top Right), Mark (Bottom Left), and Jeremy (Bottom Right) are male Dwarf rats born in February of 2024. Their 3-month-old photos shared here are courtesy of Molly Darling, Darling Rats.

<https://www.darlingrats.com/about.html>



AUGUST 2025

Sun	Mon	Tues	Wed	Thur	Fri	Sat
					1	2
3	4	5	6	7	8	9
10	11	12	13	14	15	16
17	18	19	20	21	22	23
24	25	26	27	28	29	30
31						

Road Trip! There are now two HS rat breeding colonies, one maintained by Leah Solberg Woods, PhD, at the Wake Forest School of Medicine, in Winston-Salem, NC (<https://school.wakehealth.edu/research/labs/woods-lab>), and one maintained by Abraham Palmer, PhD at the University of California San Diego, in La Jolla, CA. Original image created by Abraham Palmer, PhD using DALL-E 2. Used with permission of the artist.
<https://palmerlab.org>
<https://ratgenes.org/rattaca>




SEPTEMBER 2025

Sun	Mon	Tues	Wed	Thur	Fri	Sat
	1	2	3	4	5	6
7	8	9	10	11	12	13
14	15	16	17	18	19	20
21	22	23	24	25	26	27
28	29	30				

Left: *Nighty Night!* Thirteen-lined ground squirrels are obligate hibernators, a trait lending itself to metabolism, hypoxia/reperfusion, and longevity studies. Squirrels go into torpor in October, not fully emerging again until April. Learn more about ground squirrels' value to research at <https://rgd.mcw.edu/wg/species/squirrel>. Photo, shared with RGD in 2020, courtesy of Akiko Takizawa, Department of Physiology, Medical College of Wisconsin, Milwaukee, WI, USA.

Right: *One More Bedtime Story...Please?* This 13-lined ground squirrel is helping to elucidate the effects of hibernation on blood clotting in the Cooper Lab. Photo courtesy of Scott Cooper, PhD, University of Wisconsin – La Crosse, La Crosse, WI, USA. <https://www.uwlax.edu/profile/scooper>



OCTOBER 2025

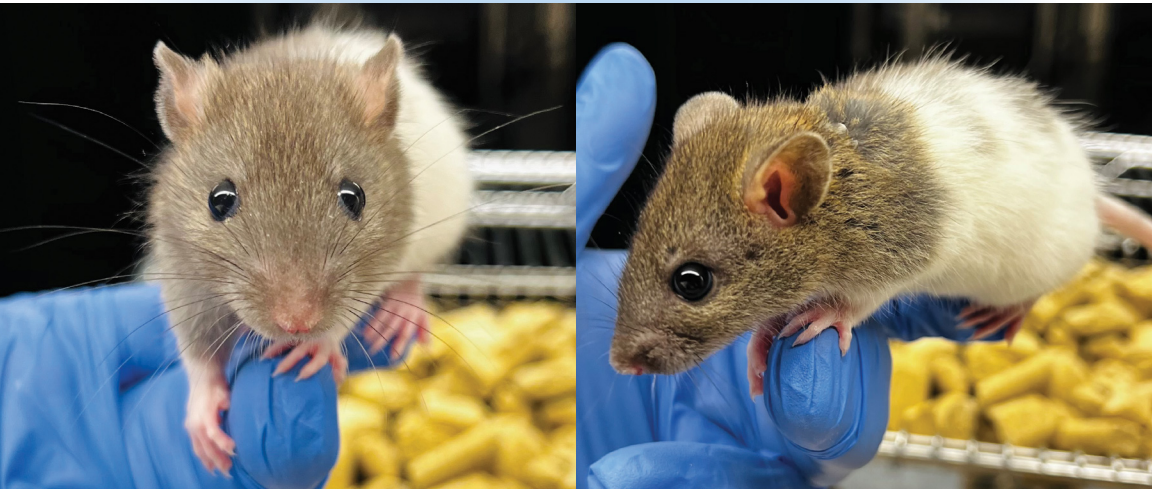
Sun	Mon	Tues	Wed	Thur	Fri	Sat
			1	2	3	4
5	6	7	8	9	10	11
12	13	14	15	16	17	18
19	20	21	22	23	24	25
26	27	28	29	30	31	

Feeling Groovy:

Top Left: Black hooded Charlotte (Left) and 3-year-old Black Berkshire Emmy (Right) model their Barbie costumes for Halloween. Photo courtesy of their owner, Sue Dewey

Right: This digital illustration of a Long Evans and a Sprague-Dawley rat titled *Psychedelic Rats* was inspired by research focused on behavioral, genetic and neurological aspects of addiction in the lab of Paul Meyer, PhD. Original artwork by Samantha Treadway, Department of Psychology, University at Buffalo, Buffalo, NY, USA. Used with permission of the artist. <https://meyerlabscience.org>

Bottom Left: This hungry rat, named Kirsche, exhibits Heterochromia Iridis (D01D:9007388), an asymmetry in the pigmentation of the irides. This is commonly referred to as "odd-eye", in the fancier community. Original artwork by Drusilla Kehl, The Illustrated Rat. Used with permission of the artist. <https://www.theillustratedrat.com>



NOVEMBER 2025

Sun	Mon	Tues	Wed	Thur	Fri	Sat
						1
2	3	4	5	6	7	8
9	10	11	12	13	14	15
16	17	18	19	20	21	22
23	24	25	26	27	28	29
30						

Fitness Guru. This inbred High-Capacity Runner Rat (HCR/Tol) strain developed by Bina Joe, PhD, has an incredible capacity for treadmill running. Photo courtesy of Sachin Aryal, PhD candidate, University of Toledo College of Medicine and Life Sciences, Toledo, OH, USA. Reference: PMID: 31762410.
https://www.utoledo.edu/med/depts/physpharm/hypertension_center



DECEMBER 2025

Sun	Mon	Tues	Wed	Thur	Fri	Sat
	1	2	3	4	5	6
7	8	9	10	11	12	13
14	15	16	17	18	19	20
21	22	23	24	25	26	27
28	29	30	31			

That's a Wrap! Waffles is ready to wrap up 2025 with holiday celebrations. Photo courtesy of Sarah Hunt, Marty Mouse House. Used with permission of the artist. <https://www.martymousehouse.com>

RAT GENOME DATABASE

Principal Investigator

- Anne Kwitek, PhD

Co-Investigator

- Mindy Dwinell, PhD

Project Manager

- Jennifer Smith, MSc

Bioinformatics Manager

- Jeff De Pons, BSc

Database Administrator

- Stacy Zacher, MSc

Systems Administrator

- Kent Brodie, MSMI

Research Scientists and Curators

- Wendy Demos, MSc
- Tom Hayman, PhD
- Mary Kaldunski, BSc, RLATG
- Stan Laulederkind, PhD
- Monika Tutaj, PhD
- Mahima Vedi, PhD
- Shur-Jen Wang, PhD

Developers

- Adam Gibson, BSc
- Varun Reddy Gollapally, MSc
- Akhilanand Kundurthi, MSc
- Logan Lamers, BA
- Jyothi Thota, MSc
- Marek Tutaj, MSc



Lanthanum (La), Boron (B), Radium (Ra), Tennessine (Ts).
Reuben works out mnemonics to memorize the periodic table.
Photo courtesy of Sarah Hunt, Marty Mouse House. Used with permission of the artist. <https://www.martymousehouse.com>

Please continue to support RGD by citing our work and visiting our website at <https://rgd.mcw.edu>.

Calendar printing: Heritage Printing, Brookfield, WI, USA. | <https://www.clickheritage.com>

Additional design: Phil Friso, Cultivate Communications, Brookfield, WI, USA.
<https://www.cultivate-communications.com>



Cover Image

Did you know? The RGD desktop calendar started in 2008 with the thought that it would be a one-time venture. After popular demand in 2009, the calendar was brought back in 2010 and has been generated every year since then. These photo mosaics, composed of images submitted to the RGD calendar over the years were created by RGD Research Scientist Stan Laulederkind, PhD, Rat Genome Database, Medical College of Wisconsin, Milwaukee, WI, USA. Used with permission of the artist. <https://rgd.mcw.edu>



Top Left: *Jonathan*. Photo courtesy of Molly Darling, Darling Rats. <https://www.darlingrats.com/about.html>

Top Center: *Stress Less, Chill More*. Hamilton, a Heterogeneous Stock rat, brought much joy to his family. He was 3 years old when this photo was taken. Photo courtesy of Gina Giorgio.

Top Right: *Waffles*. Photo courtesy of Sarah Hunt, Marty Mouse House. Used with permission of the artist. <https://www.martymousehouse.com>

Bottom Left: *Blondie's Brood*. Blondie and her agouti offspring. See more details in the June caption. Photo courtesy of Brian Starr.

Bottom Center: *Rat Rebranding*. This cute stuffed rat toy was spied in a museum giftshop by RGD Curator, Mary Kaldunski after a tour about the 1645 black plague in Edinburgh, Scotland. Photo courtesy of Mary Kaldunski, Rat Genome Database, Medical College of Wisconsin, Milwaukee, WI, USA. <https://rgd.mcw.edu>

Bottom Right: *Rattus norvegicus domestica*. Brothers Ron, Villa, and Avon cozy up in their hammock. Photo courtesy of Kevin R. Grazier, PhD. <https://www.imdb.com/name/nm0337207>